

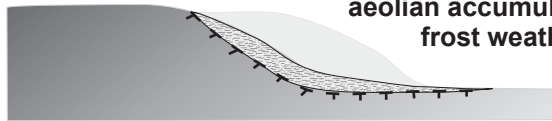
(a) Areas of snow accumulation

Mountain valleys,  
cryoplanation terraces  
on hills and valley slopes



(b) Sediment formation

Niveo-aeolian processes:  
snow patches,  
aeolian accumulation,  
frost weathering



(c) Sediment transport

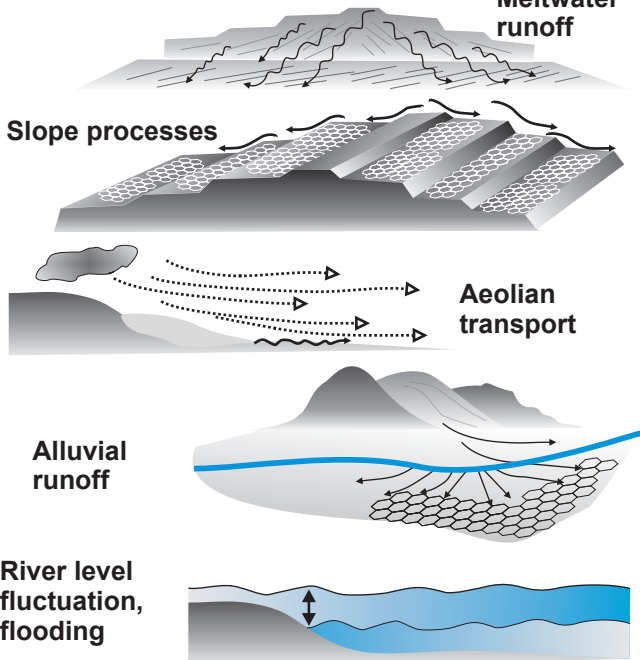
Meltwater  
runoff

Slope processes

Aeolian  
transport

Alluvial  
runoff

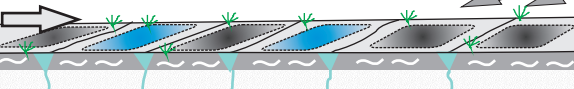
River level  
fluctuation,  
flooding



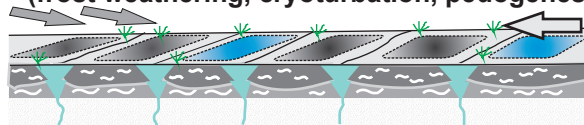
(d) Yedoma accumulation

Frost cracking, polygon formation

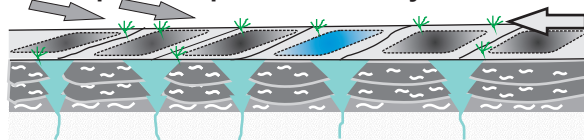
Sediment transport (e.g., alluvial, aeolian, proluvial)



Transport and postsedimentary alteration  
(frost weathering, cryoturbation, pedogenesis)



Transport and postsedimentary alteration



Syngenetic freezing